


BOGOTA

INTEGRATED STRUCTURE WITH
SMD TECHNOLOGY.
SMALLER PACKAGING,
MORE ECONOMICAL FOR
OVERSEAS SHIPPING COSTS.



BOGOTA

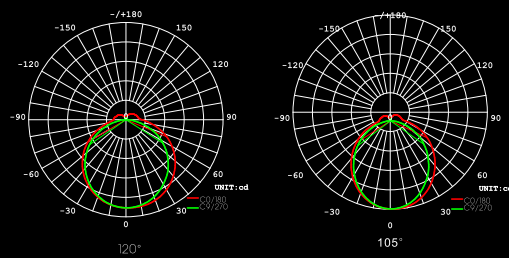
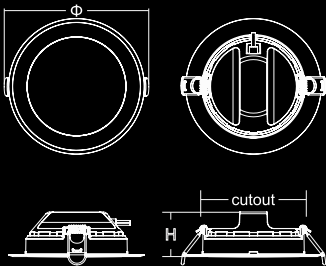


Parameters

Model	Power	Actual power	Voltage	Size(mm)	Cut-out(mm)
HEC-PHF-7	7W	7W±10%	100~265V	Φ97*46	Φ75
HEC-PHF-10	10W	10W±10%	120-265V	Φ112*46	Φ90
HEC-PHF-12	12W	12W±10%	130~265V	Φ127*46	Φ105

HEC-PHF/2-7	7W	7W±10%	100~265V	Φ108*46	Φ75
HEC-PHF/2-10	10W	10W±10%	120-265V	Φ120*46	Φ90
HEC-PHF/2-12	12W	12W±10%	130-265V	Φ140*46	Φ105

Power factor :0.55PF±10%
 CCT:3000K/4000K/6500K/ 3in1
 Material:Plastic
 CRI:Ra>80
 SMD Luminous: 120lm/w
 Beam Angle:105°/120°



APPLICATIONS:

WIDELY APPLICABLE TO INDOOR LOCATIONS, SUCH AS HOTELS, RESTAURANTS, OFFICES, SHOWROOMS, HOUSES AND SIMILAR PLACES.

DETAILS

