


KARACHI



AL6063 BODY ENSURES HIGH LUMEN
OUTPUT AND LEAST LUMEN LOSS.
THE LIGHTING RAYS ARE SOFT AND
THE SIDE COLORFUL LIGHT SOURCES
ENHANCED THE INDOOR SCENES.



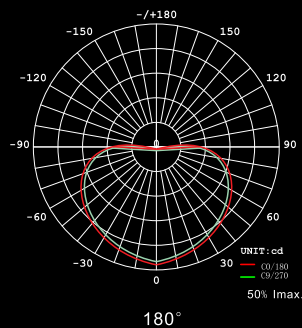
KARACHI



Parameters



Model	Power	Actual power	Voltage	Size(mm)	CCT
HEC-TUE-70	70W	70W±10%	140-265V	1266*75*37	6500K+Green
HEC-TUE-70	70W	70W±10%	140-265V	1266*75*37	6500K+Blue
HEC-TUE-70	70W	70W±10%	140-265V	1266*75*37	6500K+Yellow
HEC-TUE-70	70W	70W±10%	140-265V	1266*75*37	6500K+Red

Power factor :0.55PF
 Material:Aluminum+Plastic
 CRI:Ra>80
 SMD Luminous:130lm/w
 Beam Angle:180°



APPLICATIONS:

WIDELY APPLICABLE TO INDOOR LOCATIONS, SUCH AS HOTELS, RESTAURANTS, OFFICES, SHOWROOMS, HOUSES, CORRIDORS AND SIMILAR PLACES.



BATTEN LIGHTS