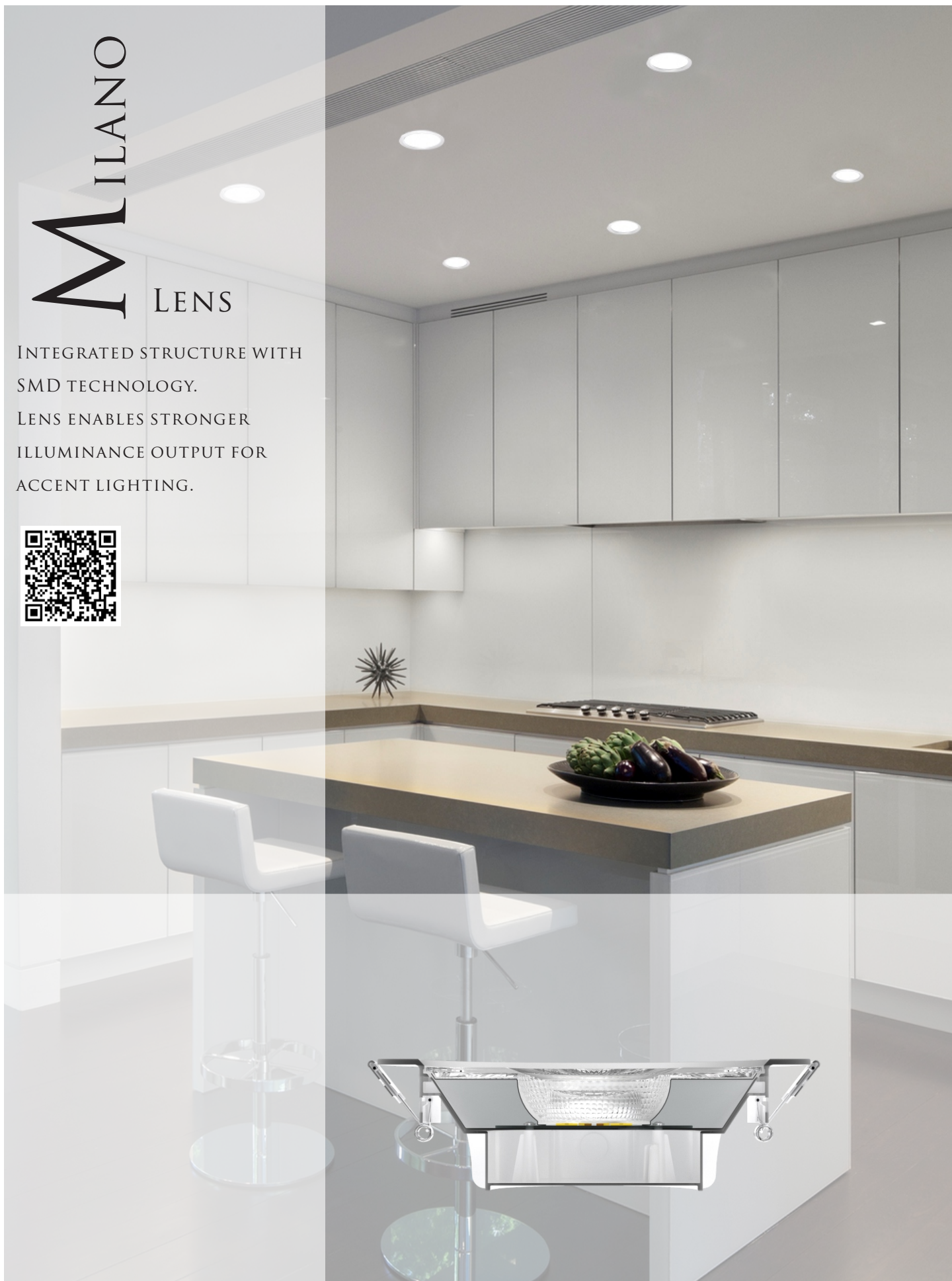


MILANO

LENS

INTEGRATED STRUCTURE WITH
SMD TECHNOLOGY.
LENS ENABLES STRONGER
ILLUMINANCE OUTPUT FOR
ACCENT LIGHTING.



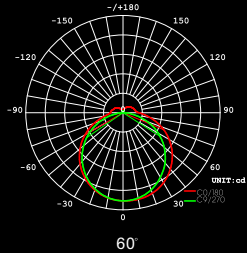
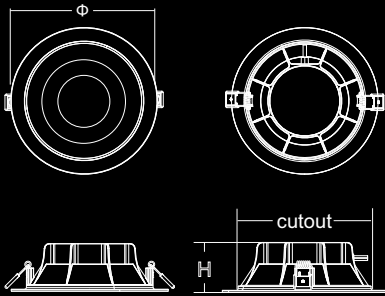
MILANO.



Parameters

Model	Power	Actual Power	Voltage	Size(mm)	Cut-out(mm)
HEC-PHY-7 LENS	7W	7W±10%	100~265V	Φ112*52	Φ75
HEC-PHY-12 LENS	12W	12W±10%	100~265V	Φ128*53	Φ95
HEC-PHY-18 LENS	18W	18W±10%	100~265V	Φ171*53	Φ138

Power Factor :0.55PF±10%
 CCT:3000K/4000K/6500K
 Material:Plastic+Aluminum+Acrylic
 CRI:Ra>80
 SMD Luminous: 120lm/w
 Beam Angle: 60°



APPLICATIONS:

WIDELY APPLICABLE TO INDOOR LOCATIONS, SUCH AS HOTELS, RESTAURANTS, OFFICES, SHOWROOMS, HOUSES AND SIMILAR PLACES.

DETAILS

