

APPLICATIONS:

Suitable for factory workshops, warehouses, Medicine, textile, printing and dyeing and other industrial places.



Product PDF

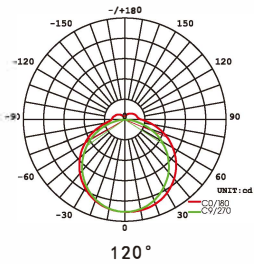


Product Details



Model	FCZM-FBDSFD50	FCZM-FBDSFD70	FCZM-FBDSFD100	FCZM-FBDSFD150	FCZM-FBDSFD180	FCZM-FBDSFD200
Power	50W	70W	100W	150W	180W	200W
Bracket holes diagrams	φ a9°La35° φ b9°Lb15mm			φ a9°La35° φ b9°Lb15mm		
Size (Bracket)	φ L230°Wa121.5°Wb182°Wc285mm			φ L276°Wa134.5°Wb182°Wc294mm		
Size (No Bracket)	φ L230°Wa121.5°Wb224.5mm			φ L276°Wa134. 5°Wb246. 4mm		
Driver	Taiwan MEAN WELL waterproof driver					
Voltage	AC220V 50-60Hz					
Efficacy	100-130LM/W					
CCT	3000-6500K					
PF	0.92-0.98					
IP	IP65					
Ra	>70					
WF	WF2					
Cable Interface	G3/4					
Cable specifications	6-14mm					
Explosion-proof Label	Ex Nr IIC T4/T6 Gc/Ex tc IIC T130°C/T80°Db					
Accessories	Convex glass/Plate glass/Protective net/lampshade					
Installations	Bracket model / Boom type / Bracket hanging chain / Wall mounted model / Lamp pole model					

EX-TRI-PROOF LIGHT



Front and Back



Flat glass



Convex glass



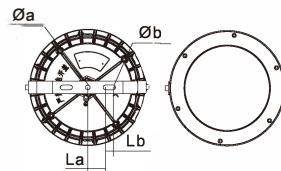
Net



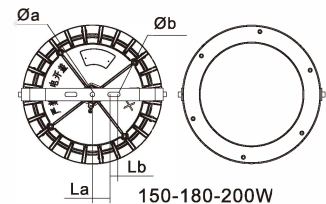
Lampshade

FEATURES:

1. Choose high-quality drivers, With short circuit, overcurrent, overvoltage and overtemperature protection functions
2. Using LED light source, long life, low power consumption, high brightness,
3. The lamp adopts integrated design and thickened aluminum sheet heat dissipation design.
4. The lamp is made of aluminum body, with good sealing structure and protection level of IP65, the surface is sprayed with high-voltage electrostatic plastic, and the anti-corrosion level reaches WF2;
5. The structure is strong and stable and easy to install.
6. It has bracket ceiling type/bracket hanging chain type/suspender type /wall-mounted type/street lamp type Five installation methods.

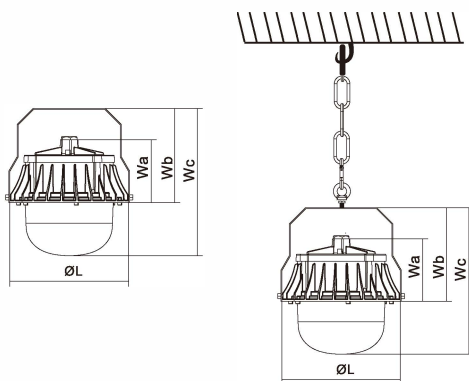
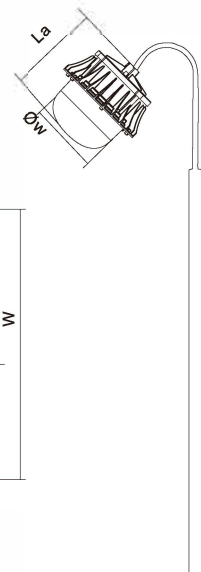


50-70-100W



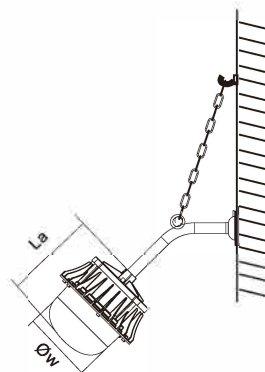
150-180-200W

DIAGRAMS

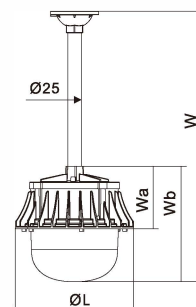


Bracket model

Bracket hanging chain



Wall mounted model



Boom type